

Faculty

Venues (map)

9th Workshop on ESD Expert Training

May 30 - June 2 2017
Salzburg

Endorsed by



OeGGH

DGAV

OeGC

Faculty

- F. Berr** / Salzburg
- O. Goto** / Tokyo
- J. Hochberger** / Berlin
- S.V. Kantsevoy** / Baltimore
- H. Messmann** / Augsburg
- A. Mitrakov** / N. Novgorod
- T. Oyama** / Nagano
- A. Takahashi** / Nagano

- T. Ponchon** / Lyon
- R. Schöfl** / Linz
- H. Seifert** / Oldenburg
- T. Toyonaga** / Kobe
- E. Wedi** / Göttingen
- T. Uraoka** / Tokyo
- N. Yahagi** / Tokyo
- A. Ziachehabi** / Linz

Organisers

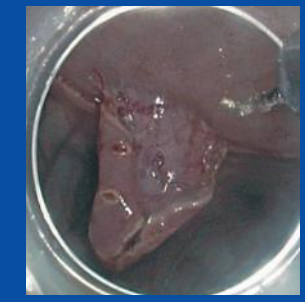
- T. Kiesslich / Salzburg
- D. Neureiter / Salzburg
- S. Dammer / Hildesheim
- F. Schachinger / Altheim
- L. Strobl / Zwettl
- A. Wagner / Salzburg
- M. Fuschlberger / Salzburg
- A. Ziachehabi / Linz

Certification **18 DFP points (ID 569226)**

Contact **Frieder Berr MD**
frieder.berr@pmu.ac.at

Tobias Kiesslich, PhD
t.kiesslich@salk.at

www.gastroenterologie-salzburg.at

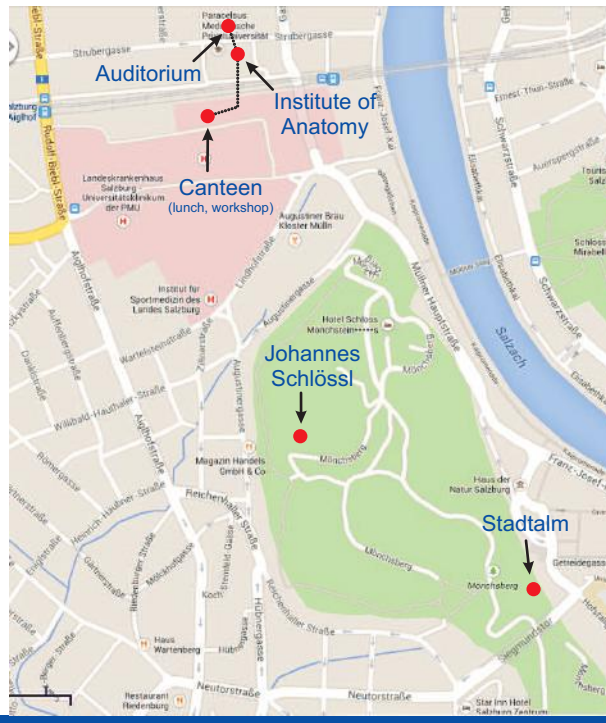


WORKSHOP:

- **Tue, May 30, 17:00-19:00, Johannes Schöllsl**
Mönchsberg 24, 5020 Salzburg
<http://www.johannes-schloessl.at/>
- **Wed / Thu, May 31 & June 1, 7:45 - 18:15, Institute of Anatomy**, Paracelsus Medical University, Strubergasse 21, 5020 Salzburg, <http://www.pmu.ac.at>

UPDATE on Endoscopic Skills: see separate program

- **Fri, June 2, 8:00 - 16:15, Auditorium**, Paracelsus Medical University, Strubergasse 22, 5020 Salzburg



Frieder Berr, Tobias Kiesslich, Andrej Wagner
Paracelsus Medical University, Instit. of Physiology and Dept. of Medicine I, Strubergasse 22, 5020 Salzburg, AT

Anita Beyer
Interessensverband Endoskopiepersonal Austria, Postfach 17 1097 Vienna, AT

Jürgen Hochberger, Song-Sa Dammer
Dept. of Gastroenterology, Vivantes Klinikum im Friedrichshain Landsberger Allee 49, 10249 Berlin, DE

Sergey V. Kantsevoy
Institute for Digestive Health & Liver Diseases, Mercy Med. Center University of Maryland School of Medicine, Baltimore, MD, USA

Helmut Messmann
III. Medical Clinic, Klinikum Augsburg, 86157 Augsburg, DE

Alexandr Mitrakov
Endoscopy Unit, Nizhniy Novgorod Cancer Hospital, Ankydinovskoe str. 1, ZIP 603081, Nizhniy Novgorod, RU

Tsuneo Oyama, Akiko Takahashi
Department of Endoscopy, Saku Central Hospital Advanced Care Center, Zip code 3850051, 3400-28 Nakagomi, Saku, Nagano, JP

Thierry Ponchon
Hôpital Edouard Herriot, Spécialités Digestives, Pavillon H, 69437 Lyon, FR

Hans Seifert
Department of Internal Medicine - Gastroenterology, University Clinics Oldenburg, 26133 Oldenburg, DE

Takashi Toyonaga
Division of Gastroenterology, Department of Internal Medicine, Graduate School of Medicine, Kobe University, 7-5-1 Chu-o-ku, Kusunoki-cho, Kobe, Hyogo, 650-0017, JP

Edris Wedi
Gastroenterology and GI oncology, Universitätsmedizin Göttingen 37073 Göttingen, DE

Toshio Uraoka
Department of Gastroenterology, Tokyo medical center, 2-5-1, Higashi-gaoka, Meguro-ku, Tokyo, 152-8902, JP

Naohisa Yahagi, Osamu Goto
Cancer Center, Keio University School of Medicine, 35 Shinanomachi, Shinjuku-ku, Tokyo, 160-8582, JP

Alexander Ziachehabi, Rainer Schöfl
Department of Internal Medicine IV, Elisabethinen Hospital Ordensklinikum Linz, AT

Sponsors

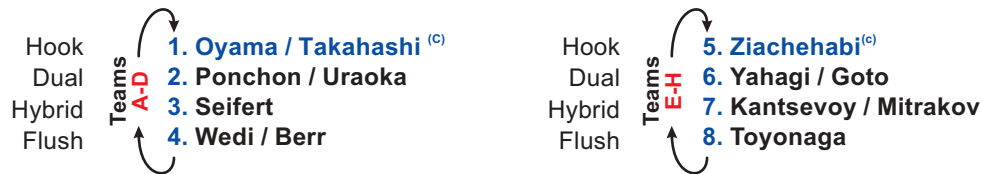
Leonie Wild Foundation

- | | |
|--|--|
| 17:00 Berr F
Structure of the workshop | 17:55 Uraoka T: Variety of clipping techniques for ESD margin and ground perforation |
| 17:10 Yahagi N
Dual knife technique | 18:10 Kantsevoy SV: Endoscopic suturing for closure of ESD resection bed |
| 17:20 Oyama T
Hook knife technique | 18:25 Oyama T: Acute Bleeding: Prevention and Hemostasis |
| 17:30 Seifert H
Hybrid knife technique | 18:40 Mitrakov T: E-learning for endoscopic diagnosis of early gastric cancer |
| 17:40 Wagner A: Patient management for ESD | 19:00 Walk (incl. group foto) to "Stadt-Alm" |
| | 19:30 Dinner buffet at „Stadt-Alm“ |

Hands-on training (08:00 - 12:30 and 14:00 - 18:30), Coffee available in foyer for individual breaks
 Eight tutors (1-8); 8 teams of 3 participants (A-F); 8 stations simultaneously each session
 Separate Rotation scheme for ESD assistants training (Organizers: **Fuschlberger M, Dammer S**)

Morning Objective: ESD performance in Stomach

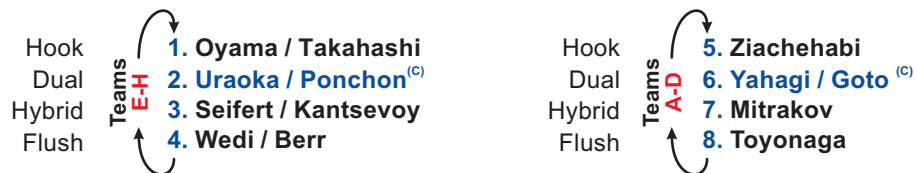
- 8:00 - 8:15 TOYONAGA:** Live Demonstration (flush knife)
8:20 - 12:20 ESD Training: Complication training at stations ^(c)



12:30 - 14:00 LUNCH (hospital's canteen)

Afternoon Objective: ESD performance in Stomach and Colon

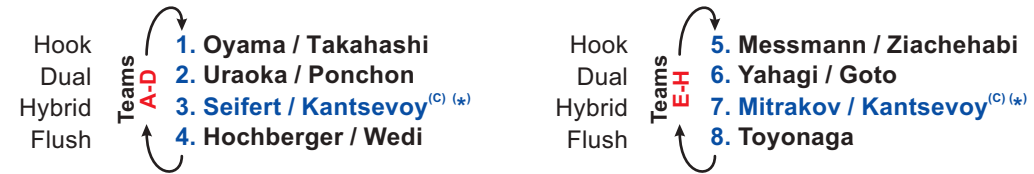
- 14:00 - 14:15 SEIFERT:** Live Demonstration (hybrid knife)
14:15 - 18:15 ESD Training: Complication training at stations ^(c)



18:15 END of Training Sessions

Morning Objective: ESD performance in Stomach and Colon

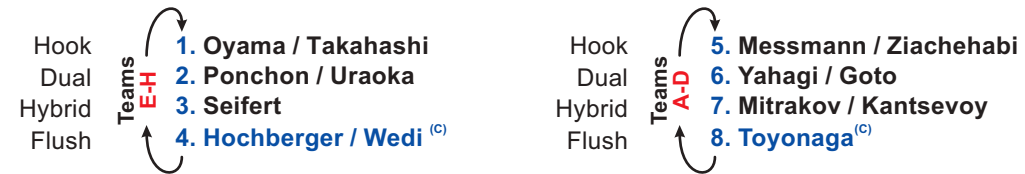
- 8:00 - 8:15 KANTSEVOY, MITRAKOV:** Live Demonstration
8:20 - 12:20 ESD Training: Complication training at stations ^(c)



12:30 - 14:00 LUNCH (hospital's canteen)

Afternoon Objective: ESD performance in Colon

- 14:00 - 14:15 YAHAGI:** Live Demonstration
14:15 - 18:15 ESD Training: Complication training at stations ^(c)



18:15 - 18:30 END and Certification of participation

Theory part for Workshop (see separate program flyer)

9th Update on Endoscopic Skills on 02.06.2017 (8:00-16:15)

Focus of the Workshop

The course is conceived to advance the technical skills in colonic ESD of interventional endoscopists with basic experience in performance of ESD procedures. Each participant will perform the equivalent of 5 ESD procedures and manage intentional complications.

The aim is to provide technical experience for clinical ESD in the colorectum.

- ESD using standard instruments (J-Dual-, J-Hook-, Hybrid- and Flush-BT-knife)
- Standard Procedures for ESD in Stomach, Colon (& Esophagus)
- Prevention and handling of complications (bleeding, perforation)

Live demonstrations by tutors (beamer projection in the operating room).

Participants: 24 expert endoscopists and 8 expert nurse assistants from major referral centers in Europe. Participants take turns after 20 min practicing as endoscopic operator.

(*) OverStitch hands-on training and live surgery are sponsored by Apollo Endosurgery UK Ltd